

Parent Guide

How can I use this with my children?

Explore your local area to see how many things you can spot together.

How does this help my children's learning?

Encourage your child to take time to use their senses to find the items suggested in the nature trail.

Ideas for further learning:

Why not take some bird seed on your nature trail and leave some snacks for the birds and animals?



Sensory Nature Trail

Use your senses to identify as many things as you can on your nature trail.

Can you see...?



- something red
- something shiny
- something round
- something tall
- three things that are the same colour

Can you touch...?



- something bumpy
- something smooth
- something warm
- something slimy

Can you hear...?



- a loud sound
- a crunchy sound
- a sound from an animal
- a soft sound

Can you find...?



- something people could eat
- something an animal could eat

Can you smell...?




- a flower with a scent
- a smell you like

Nature Trail Bingo

When on your nature trail, see how many of the items you can spot.

a bird



something
heart shaped




something
that makes a
sound



a plant or
flower with a
scent




something
slimy



a place where
animals would
drink



a minibeast



a leaf as big
as your hand



an interesting
pattern




something
yellow



a feather




something
smooth




something
animals
might eat



a tree as tall
as a house



something
rough



something
red



Nature Trail Checklist

Tick off the things you see on your nature trail.

