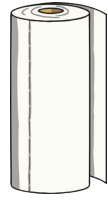


Grow a Bean in a Bag


Materials



A ziplock bag



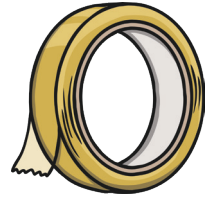
Paper towels



Water



Bean seed



Sticky tape

Method

1. Wet the paper towel and put it inside the bag.
2. Put the bean on the paper towel and seal the bag.
3. Tape the bag to a sunny window.
4. The seed needs warmth to germinate and the sun should provide that. Plus the light will enable everyone to see the germinating seed better. It should take 3-5 days for the seed to germinate. Keep the paper towel moist, you may need to add a bit of water to it if it dries out. After 2 weeks, your bean can be planted in the soil or in a pot.

