

Home Learning Class 2 - Week beginning 1st March 2021

This week we are continuing our learning based around the traditional tale '**Jack and the Beanstalk**'. For our Literacy lessons we are going to continue following the Oak Academy unit of work. These are video lessons; there is one each day and they follow a progression through the week, so you need to complete them in order.

If you do not have a version of 'Jack and the Beanstalk' at home, please do not worry. There is a PowerPoint of the story attached in the blog and below is a link for a BBC Bitesize version. This version tells the story through 14 clips.

<https://www.bbc.co.uk/teach/class-clips-video/english-ks1-jack-and-the-beanstalk-home/zff42sg>



The links for the Oak Academy Literacy lessons are in the Literacy Learning Grid below. There is one video each day and we have included a list of resources you need for each lesson. The lessons need to be completed in order as they follow on from each other. There will continue to be a daily lesson sheet as previously for maths, phonics, handwriting and spelling learning activities. Please check this each day.

Please note - children may need adult help with the writing tasks. Some tasks may be done in pictures if appropriate.

After the Literacy based grid there is the Curriculum grid with activities covering the other curriculum subjects. Continue to pick one to complete each afternoon but make sure you cover a range of subjects. As always, you can of course think of some of your own if you would like to.

If you have any questions, please do not hesitate to contact us: lforbes@pelyntprimary.co.uk or hfonton@pelyntprimary.co.uk.

Literacy Learning Grid

| | |
|-----------------------------------|---|
| Mon 1st March | <p>https://classroom.thenational.academy/lessons/to-make-inferences-based-on-what-is-said-or-done-crr36e?activity=video&step=1</p> <p>WALT: make inferences based on what is said or done In this lesson we will learn how to infer information from a text using inference strategies. Resources: paper, pencil</p> |
| Tues 2nd March | <p>https://classroom.thenational.academy/lessons/to-box-up-for-purpose-c4r64e?activity=video&step=1</p> <p>WALT: to box up for purpose In this session we will build on our knowledge of problems that matter to 'box up' the main problem in the story 'Jack and the Beanstalk'. Resources: paper, pencil</p> |
| Wed 3rd March | <p>https://classroom.thenational.academy/lessons/to-explore-how-writers-make-the-problem-matter-68t38c?activity=video&step=1</p> <p>WALT: explore how writers make the problem matter In this session we will explore how a writer can make the problem of fairness clear when reading as a writer about the story of Jack's dad. Resources: paper, pencil</p> |
| Thurs 4th March | <p>https://classroom.thenational.academy/lessons/to-make-the-problem-matter-in-a-story-part-1-cmw30t?activity=video&step=1</p> <p>WALT: make the problem matter in a story In this session we apply our work on reading as a writer in the last session to begin writing about a problem that matters from the story. Resources: paper, pencil, boxing grid</p>  |
| Fri 6th March | <p>St Piran's Day All our lessons today are based around celebrating St Piran's Day. There will be a whole school grid for you to pick activities from.</p> |

Curriculum Learning Grid

| | |
|---|---|
| <p>Art/design</p>  | <p>WALT: make our own recycled beanstalk Can you make a beanstalk with cardboard tubes or other recycled materials? Measure how tall it is once you're finished.</p> |
|  | <p>WALT: use materials for a purpose Design your own magic beans using any materials you can find. You could use pens, paper, tin foil, buttons, string... anything to make your beans look magical!</p> |
|  | <p>WALT: use mixed media Collect different materials to create your own beanstalk collage. You might use cotton wool for clouds, natural materials such as leaves, sticks, seeds, etc. you could create a background with pencils or paints. If you have watercolours paints you could use one of the techniques in this clip to create a wash for the background: https://www.youtube.com/watch?v=EepRMcteAUc</p> |
| <p>Geography</p>  | <p>WALT: draw a map Draw a map of Jack's village. Where is the Market? Jack's house? Is there a river, a park or other houses? Where is the beanstalk...? Don't forget to label it. You could also create a map for the land of the giant.</p> |
|  | <p>WALT: draw a plan of a room Look at the picture of the inside of the Giant's castle. You need to draw a plan of the room. Use the PowerPoint attached in the blog about how to draw a plan from a 'birds eye view'. When you are drawing a plan you use simple symbols or shapes instead of drawing accurate images. Can you create a plan of the items that are in the Giant's castle?</p> |
| <p>History</p>  | <p>WALT: Design a castle Look at the PowerPoint which contains different pictures of parts of a castle. Can you design your own castle and label the parts you have included?</p> |

Science



WALT: design a healthy meal

Watch the BBC Teach video clip about 'Keeping my body healthy':

<https://www.bbc.co.uk/teach/class-clips-video/science-ks1-keeping-my-body-healthy/zk4dwtv>

Take a look at the Healthy Eating PowerPoint in the blog which tells you about the 5 food groups and how much of each you should eat. Using your knowledge of the Eatwell Guide, can you plan a healthy meal that includes all 5 food groups? Use the plate template attached in the blog to plan your meal.

Music

WALT: learn a song

Follow this link: <https://www.bbc.co.uk/teach/school-radio/music-jack-and-the-beanstalk-index/z7jq8xs>

There are 7 songs from Jack and the Beanstalk to learn. You could pick a couple, or you could attempt to learn all of them! Each song comes with different resources including a tutorial video.



WALT: find out information about a musical instrument

Use this website to find out about the musical instrument the harp:

<https://www.dkfindout.com/uk/music-art-and-literature/musical-instruments/harp/>

Listen to a professional harpist:

<https://harpwales.com/themusic/sound-clips/>

Do you like the music? Why?




WALT: use musical words

Listen to the piece of music here:

<https://www.bbc.co.uk/teach/school-radio/music-jack-and-the-beanstalk-song1/z7m67nb>

Scroll down to the 'Listening music' activity; this is the 3rd Movement from Flute Concerto in D Minor by CPE Bach. Can you identify any of the instruments in this piece? How about the solo instrument? Can you talk about the tempo with a grown up? Is the music fast or slow? Are the notes long and smooth or short and jumpy? Do you like/dislike this music? Why?



PE



WALT: move our body in different ways.

Play the Beans game at home with your family to get your heart pumping. Everyone needs to move around the room whilst one person is going to call out the instructions below. When a type of bean is called out you need to do the corresponding action.

1. Runner Beans: Run around the room or on the spot
2. Broad Beans: Do a big, broad star shape
3. Baked Beans: Lie on the floor, like beans on toast

| | |
|--|---|
| | <p>4. Kidney Beans: Make a curvy C-shape with your body</p> <p>5. Butter Beans: Pretend the floor is slippery</p> <p>6. Jumping Beans: Jump up and down</p> <p>7. Human Beans: Dance around the room however you like!</p> |
| | <p>Continue to choose an activity from our Daily Activity Menu attached in the blog.</p> |
| <p>Games</p>  | <p>WALT: follow rules when playing a boardgame</p> <p>Use the instructions and resources attached in the blog to make your own Jack and the Beanstalk board game to play with your family.</p> |
| <p>PSHE/Literacy</p>  | <p>WALT: record our ideas</p> <p>Think about what it would be like to be a giant for the day. What would you do? Write down your ideas.</p> |
| <p>Practical Maths</p>  | <p>WALT: measure using a rule</p> <p>Find different sized items around your house and order them according to size.</p> <p>Try to use a ruler to measure their length. Find items that are longer or shorter than 30 cm in your house.</p> |

There will be regular updates on our class blog but here are some useful links you will need for daily lessons at home:

| Subject | Useful websites |
|--------------------|--|
| English/Literacy | <p>For phonics practice: https://www.phonicsplay.co.uk/ Phase 3, 4 & 5 games are suitable for year1. Phase 5 & 6 for Year2.</p> <p>For reading books: https://home.oxfordowl.co.uk/reading/free-ebooks/ You can find free e-books here which will match the book band colour which your child brings home from school (look on the back cover of their book).</p> <p>Reading: https://www.teachyourmonstertoread.com/ Use your login to play the phonics/reading games.</p> |
| Maths | <p>Maths practice: https://www.topmarks.co.uk/maths-games Interactive games for practising the area of maths your child is learning about.</p> <p>Year 2 keep practicing tt rockstars.</p> |
| Other useful sites | <p>Physical exercise activities from our PE partners, Arena: https://www.youtube.com/channel/UCCStjKIMICO-Em7zMJoHR3A</p> <p>https://www.bbc.co.uk/bitesize BBC Bitesize is a great site for lessons in every area of learning - we may direct to certain lessons or they are great if your child would like some practice.</p> <p>https://www.bbc.co.uk/programmes/p007g5y4 BBC Schools Radio is a great site for listening, songs, music and story activities.</p> |